

OUTLOOK EXPRESS DUPLICATE REMOVER HELP

TABLE OF CONTENTS

<u>About Outlook Express Duplicate Remover</u>	2
<u>End-User License Agreement (Trial, Full Version)</u>	3
<u>How to Buy</u>	5
<u>How it Works</u>	6
<u>Features</u>	7
<u>System Requirements</u>	8
<u>Demo</u>	9
<u>Outlook Express Duplicate Remover Versions</u>	10
<u>Product Activation</u>	11
<u>Installation</u>	12
<u>Quick Guide</u>	14
<u>Introducing Outlook Express Duplicate Remover</u>	16
<u>Remove Duplicates with Duplicate Remover</u>	17
<u>Change Search Options</u>	19
<u>Frequently Asked Questions (FAQ)</u>	33
<u>Trial Version Expired</u>	35
<u>Product Update</u>	36
<u>Uninstall</u>	37
<u>Other 4Team Software</u>	38
<u>Report Problem, Suggestions</u>	41
<u>Support, Contact us</u>	42

ABOUT OUTLOOK EXPRESS DUPLICATE REMOVER

Outlook Express Duplicate Remover is a convenient add-on for managing duplicate items in **Microsoft® Outlook Express®**. This software solution provides the possibility to detect duplicate Outlook Express items and apply the preferred actions to them - move to a certain folder, mark with a flag or delete from your workstation.

If you are looking for a handy solution to trace and kill your Outlook Express duplicates, **Outlook Express Duplicate Remover** is just a tool for you.

Outlook Express Duplicate Remover is a limited version. For more detailed comparison properties, advanced actions, and duplicate merging options, install **Outlook Express Duplicate Killer**. For more information please check out the [Outlook Express Duplicate Killer website](#).



We would like to extend a special "thank you" to our many customers in the USA, the United Kingdom, Australia, Belgium, Germany, Switzerland, France, Singapore, and other countries for using our programs.



Copyright ©2007 4Team Corporation. All rights reserved.

 [Outlook Express Duplicate Remover demo](#)

 [Outlook Express Duplicate Remover website](#)

Version 1.00.0013/H0.02RS

END-USER LICENSE AGREEMENT (TRIAL, FULL VERSION)

BY RECEIVING AND/OR USING 4TEAM CORPORATION (ALITTERA LTD INC DBA) USER LICENSE AGREEMENT YOU ACKNOWLEDGE THAT THIS IS A BINDING LEGAL AGREEMENT BETWEEN ALITTERA LTD INC AND USERS OF SOFTWARE AND PRODUCTS BELONGING TO 4TEAM CORPORATION WHICH IS DBA NAME OF ALITTERA LIMITED, INC.

IF YOU DO NOT INTEND TO HONOR THIS AGREEMENT, TERMINATE THE SOFTWARE INSTALLATION NOW.

DISCLAIMER

THIS PROGRAM (OUTLOOK EXPRESS DUPLICATE REMOVER) IS PROVIDED "AS IS" AND WITHOUT WARRANTIES OF ANY KIND, WHETHER EXPRESSED OR IMPLIED. TO THE FULLEST EXTENT PERMISSIBLE PURSUANT TO APPLICABLE LAW (AND, THEREFORE, THE FOLLOWING MAY NOT APPLY TO YOU), 4TEAM CORPORATION DISCLAIMS ALL WARRANTIES, EXPRESSED OR IMPLIED, INCLUDING BUT NOT LIMITED TO IMPLIED WARRANTIES OF MERCHANTABILITY AND FITNESS FOR A PARTICULAR PURPOSE. 4TEAM CORPORATION DOES NOT REPRESENT OR WARRANT THAT THE FUNCTIONS CONTAINED IN THE PROGRAM WILL BE UNINTERRUPTED OR ERROR-FREE, THAT DEFECTS WILL BE CORRECTED. 4TEAM CORPORATION DOES NOT MAKE ANY WARRANTIES OR REPRESENTATIONS REGARDING THE USE OF THE MATERIALS IN THIS PROGRAM IN TERMS OF THEIR CORRECTNESS, ACCURACY, ADEQUACY, USEFULNESS, TIMELINESS, RELIABILITY OR OTHERWISE.

RIGHT TO USE AND DISTRIBUTE THE SOFTWARE

4TEAM CORPORATION, IN ACCORDANCE WITH THIS AGREEMENT, GIVES YOU THE RIGHT TO:

TRIAL VERSION: USE AND DISTRIBUTE ONLY AMONG YOUR COMPANY (TEAM) MEMBERS, THIS SOFTWARE MAY BE USED FOR YOUR PERSONAL OR BUSINESS PURPOSES FOR A 14-DAY PERIOD. YOU ARE ALLOWED TO INSTALL AND OPERATE THIS SOFTWARE ON YOUR COMPUTER SYSTEM. WHEN THIS SOFTWARE IS STORED IN YOUR SYSTEM'S MAIN MEMORY OR OTHER STORING DEVICES, IT IS ASSUMED THAT "YOU ARE USING THE SOFTWARE".

FULL VERSION: USE AND DISTRIBUTE THIS SOFTWARE FOR YOUR PERSONAL OR BUSINESS PURPOSES ONLY AMONG YOUR COMPANY (TEAM) MEMBERS. YOU AND YOUR COMPANY (TEAM) MAY USE ONLY THE NUMBER OF COPIES THAT YOU HAVE PURCHASED FROM 4TEAM CORPORATION OR ITS DISTRIBUTORS AND THAT IS GRANTED BY THE LICENSE. WHEN THIS SOFTWARE IS STORED IN YOUR SYSTEM'S MAIN MEMORY OR OTHER STORING DEVICES, IT IS ASSUMED THAT "YOU ARE USING THE SOFTWARE".

THE TRIAL VERSION MAY BE FREELY DISTRIBUTED, PROVIDED THAT SUCH DISTRIBUTION INCLUDES ONLY THE ORIGINAL ARCHIVE SUPPLIED BY 4TEAM CORPORATION. YOU MAY NOT ALTER, DELETE OR ADD ANY FILES IN THE DISTRIBUTION ARCHIVE.

COPYRIGHT

THE COPYRIGHT AND INTELLECTUAL PROPERTY RIGHTS OF THIS SOFTWARE AND ANY ATTACHMENTS TO THIS SOFTWARE ARE OWNED BY 4TEAM CORPORATION AND PROTECTED BY THE COPYRIGHT LAWS OF THE STATE OF FLORIDA, USA, AND INTERNATIONAL INTELLECTUAL PROPERTY RIGHT TREATIES. THEREFORE, YOU CANNOT COPY ANY PORTION OF THIS SOFTWARE IN ANY FORM, EXCEPT FOR USING OR COPYING IT FOR BACKUP PURPOSES. ALSO, YOU CANNOT TRANSFORM THE CONTENTS OF THE SOFTWARE OR CHANGE THE FILE NAMES.

LIMIT OF WARRANTY

4TEAM CORPORATION DOES NOT WARRANT THAT USING THIS SOFTWARE WILL FIT ALL USERS' PARTICULAR PURPOSES, AND IS NOT LIABLE FOR ANY DAMAGES CAUSED BY THE USE OF THIS SOFTWARE.

SUPPORT

4TEAM CORPORATION IS SOLELY RESPONSIBLE FOR CUSTOMER SERVICE. EVERY EFFORT SHALL BE MADE TO PROVIDE A SOLUTION FOR TECHNICAL QUERIES ABOUT PROBLEMS CAUSED BY THE INSTALLATION OR USE OF THE SOFTWARE INSTALLED IN A USER'S SYSTEM. ALL CUSTOMER SERVICE MATTERS SHALL BE DEALT WITH ONLY VIA E-MAIL (AND/OR PHONE IF SPECIFICALLY

NOTIFIED), QUESTIONS MUST BE ADDRESSED TO support@4team.biz, OR THROUGH AND LIVEHELP/CHAT AVAILABLE ON THE WEB SITE AT <http://www.4team.biz>. ANY QUESTIONS, COMPLAINTS, COMMENTS OR SUGGESTIONS MUST BE SENT TO info@4team.biz.

ACKNOWLEDGEMENT

HAVING READ AND UNDERSTOOD THIS USER LICENSE AGREEMENT, YOU ACKNOWLEDGE ITS PRIORITY TO ANY ORDER, ENGAGEMENT OR ADVERTISEMENT, AND AGREE TO ITS TERMS.

©2007 4TEAM CORPORATION (ALITTERA LTD INC.), ALL RIGHTS RESERVED

OUTLOOK EXPRESS DUPLICATE REMOVER® IS A PROGRAM THAT IS NOT AFFILIATED WITH ANY MICROSOFT® PRODUCTS. MICROSOFT®, OUTLOOK®, OFFICE®, WINDOWS®, AND THE WINDOWS® AND MICROSOFT® OFFICE® LOGO ARE TRADEMARKS OR REGISTERED TRADEMARKS OF MICROSOFT® CORPORATION IN THE UNITED STATES AND/OR OTHER COUNTRIES.

 [Outlook Express Duplicate Remover website](#)

HOW TO BUY

➔ To **buy the license**, please [click here](#).

- All of our customers who have purchased the program or who have added a new license are eligible to get free updates for a year from the purchase date.
- If you are looking for other 4Team products for Microsoft® Outlook®, you can get them at significantly reduced prices; just send us an email with your order number, product name, and the number of licenses that you wish to purchase.
- For more information please check out product website.

 [Outlook Express Duplicate Remover demo](#)

 [Outlook Express Duplicate Remover website](#)

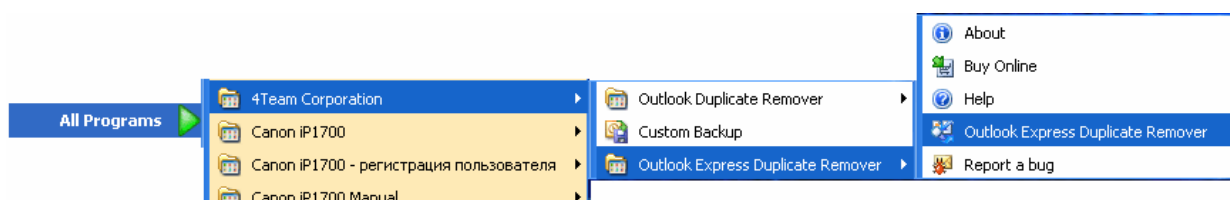
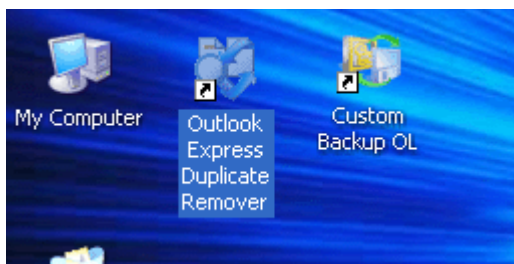
HOW IT WORKS

Outlook Express Duplicate Remover is designed to quickly detect your duplicate Outlook Express items.

After Duplicate Killer Remover is installed, a new Outlook Express **Duplicate Remover toolbar** is added to the standard Outlook Express toolbar.



Duplicate Remover can easily be accessed by clicking the **Desktop icon**, from **Quicklaunch** or **All Programs** menu.



In order to start processing duplicate items, you only have to select the folder for duplicate search on the Navigation Pane and click the **Duplicate Remover button** on the Duplicate Remover toolbar.



Afterwards, you can choose to change duplicate **search options** and the program will automatically process the duplicate Outlook Express items according to the specified options.

Note: **Outlook Express Duplicate Remover** is a limited version. For more detailed comparison properties, advanced actions, and duplicate merging options, install **Outlook Express Duplicate Killer**. For more information please check out the [Outlook Express Duplicate Killer website](#).

[Outlook Express Duplicate Remover demo](#)

[Outlook Express Duplicate Remover website](#)

FEATURES

✓ Search duplicates (identical items) in Outlook Express folders

The program scans the chosen folders according to selected duplicate search settings.

✓ Automatically eliminate and manage Outlook Express duplicate items

Search and manage (delete, move or mark) e-mail messages, contacts, tasks, notes, journal and calendar items.

✓ Manage Outlook Express duplicates and select from the actions:

- ▶ Delete/clean duplicates (move to folder "Deleted Items")
- ▶ Move duplicates (with original items) to a folder of your choice
- ▶ Mark duplicates with a flag/add prefix to contacts

✓ Choose between duplicate search modes differentiating the originality of an item:

An item is considered original if:

- ▶ It contains more non-empty fields.
- ▶ It is the oldest.
- ▶ It contains longer values.
- ▶ It is last modified.

✓ Customize the way the program recognizes duplicates

Select all, default or custom item properties to compare the items. For example, the comparison of email messages can be based on the subject, the body, the "from" and "to" address, the number of attachments, importance, the size, the "sent" time and "received" time, etc.

Note: **Outlook Express Duplicate Remover** is a limited version. For more detailed comparison properties, advanced actions, and duplicate merging options, install **Outlook Express Duplicate Killer**. For more information please check out the [Outlook Express Duplicate Killer website](#).



[Outlook Express Duplicate Remover demo](#)



[Outlook Express Duplicate Remover website](#)

SYSTEM REQUIREMENTS

▶ Software:

- ✓ **Operating system:** Microsoft Windows® 98/2000/XP/2003/Vista.
- ✓ Microsoft Outlook Express 6/Windows Vista Mail.

▶ Hardware:

- ✓ **CPU:** at least Pentium 400 MHz
- ✓ **Memory:** minimum requirement is 64MB (256MB recommended)

▶ **Minimum requirements** for optimum functioning of the program are:

- ✓ Microsoft Windows **Administrator rights** in order to install **Outlook Express Duplicate Remover**.

 [Outlook Express Duplicate Remover demo](#)

 [Outlook Express Duplicate Remover website](#)

DEMO

Before you start working with **Outlook Express Duplicate Remover**, in order to better understand its functionality, please check this demo [link](#).

Note: Be sure that your computer is online (connected to the Internet) if you want to use this link.

 [Outlook Express Duplicate Remover website](#)

OUTLOOK EXPRESS DUPLICATE REMOVER VERSIONS

- ▶ Trial - a fully functional 14-day trial version (processing up to 10 duplicate items during the trial period allowed).
- ▶ Full - a fully functional version.

Note: **Outlook Express Duplicate Remover** is a limited version. For more detailed comparison properties, advanced actions, and duplicate merging options, install **Outlook Express Duplicate Killer**. For more information please check out the [Outlook Express Duplicate Killer website](#).

 [Outlook Express Duplicate Remover demo](#)

 [Outlook Express Duplicate Remover website](#)

PRODUCT ACTIVATION

▶ What happens if you don't activate your copy of the product?

Before you activate **Outlook Express Duplicate Remover** you may run it for a limited amount of time (trial version). **Outlook Express Duplicate Remover** will go into **Reduced Functionality Mode** when this trial period expires. In Reduced Functionality Mode, you will not be able use **Outlook Express Duplicate Remover**. No existing Outlook items or contacts will be harmed, and you can easily get **Outlook Express Duplicate Remover** out of this mode after activation.

▶ Product Activation:

1. Connect to the Internet.
2. Go to Microsoft Outlook Express Help menu, point to **4Team About** and select **Outlook Express Duplicate Remover**.
3. In the opened Form click the **Activate...** button.
4. Enter your* Activation Code in the Activation Code field.**
5. Click **Next**.

The program will continue functioning as a full version.

If you receive the **Activation failed** dialog, click "< Back" and reenter your Activation Code. If this does not help go to Support by phone or LiveChat.

*An Activation Code will be sent to you by e-mail after you purchase the product. You can purchase the product by clicking [here](#).

In order to activate the product, you need to purchase it and obtain the activation code. Click the **Buy online button in the **About Outlook Express Duplicate Remover** form to go directly to product website.

▶ Software Update

1. **Connect** to the Internet.
2. Go to Microsoft Outlook Express **Help** menu, point to **4Team About** and select **Outlook Express Duplicate Remover**.
3. In the opened Form Click the **Check for Update** button.
4. If a new version of the product has been released, **remove the old version** (Control Panel→ Add/Remove Programs) and **download and install the new one**.

▶ About product activation

After the trial version period is over, you will need to activate your copy of the product in order to continue using it. This wizard will guide you, step-by-step, through the process of activating via the Internet or over the telephone. 4Team Product Activation is an anti-piracy technology designed to verify that software products have been legitimately licensed. It is quick, simple, and helps protect customer privacy. Product Activation works by verifying that a software activation code, which you must use in order to activate the product, has not been used on more personal computers than intended by the software's license.

Note: Please be aware that your Activation (License) Code is linked to your computer(s), and the program can be installed only on as many computers as licenses you have purchased. If you need to move the program to another computer, please contact our customer support.

An Activation Code will be sent to you by e-mail after you purchase the product. You can purchase it by clicking [here](#).

 [Outlook Express Duplicate Remover demo](#)

 [Outlook Express Duplicate Remover website](#)

INSTALLATION

▶ Prior to installation:

1. You need to have **Windows® Administrator rights** in order to install **Outlook Express Duplicate Remover**.
2. Please check that you are running Microsoft Express 6; check other System Requirements as well. You can update your Microsoft Outlook version [here](#).
3. Download the latest version of **Outlook Express Duplicate Remover** setup file from the [Outlook Express Duplicate Remover website](#) and save it to an easy to find place.

▶ Installation steps:

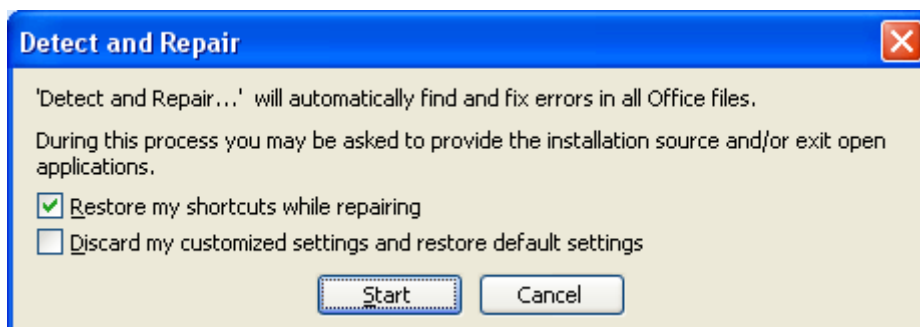
1. **Close** Microsoft® Outlook Express® and all open programs.
2. **Install** the previously downloaded product by opening/clicking the "setup" file from the location where you saved it. Follow the instruction on the screen.
3. **Start** Microsoft Outlook Express.
4. You are now ready to start using the program!

If installation was interrupted or incomplete,

...the problem might be related to Microsoft Outlook Express integrity. Prior to reinstalling **Outlook Express Duplicate Remover**, please perform the following:

1. Uninstall Product (Start→ Control Panel→ Add or Remove Programs).
2. Use the **Detect and Repair** feature in Microsoft Outlook Express Help menu to make sure it is operating properly. You may need the original Microsoft Office® or Microsoft Outlook CD-Rom. If **Detect and Repair** was unsuccessful, please address the issue to [Microsoft support team](#) or [IT Professionals](#). Installation of 4Team software will not be possible until Microsoft Outlook integrity is restored.

Microsoft Outlook Express Help menu→ Detect and Repair:



- Please keep in mind that the "Detect and Repair" feature is not related to our software and recommended to be performed each time you experience functional problems with Microsoft Outlook Express.
- Please refer to our FAQ & Troubleshooting section of the HELP documentation.
- **For IT Professionals in order to restore Microsoft Outlook integrity:**
- Use the "Detect and Repair" feature in your Microsoft Outlook Express (you may need the original Microsoft Office or Microsoft Outlook CD-Rom). If this feature is successfully fulfilled, you may proceed to the next step. If not, we recommend that you save your *.pst file and repeat the procedure, but this time with "Discard my..." checked. Use the SCANPST feature, which will check the integrity of your *.pst file. Find this file in your computer and remember the name. Close Microsoft Outlook Express.

- Find the SCANPST.EXE file on your hard disk. Launch the program by clicking on SCANPST.EXE.
- In the dialogue box click "Browse..." and choose the path for your *.pst file. Click "Open". Then click "Start". If the program finds any problems, click "Repair". Click "Close". If the problems persist, address them to [Microsoft support team](#).

Our **customer support** will be happy to answer all your questions regarding product installation and functionality, by [e-mail](#) or through [Live Help](#) Chat/Feedback on our website at: <http://outlookexpress.duplicate-remover.com/>, over the phone at: (954) 796-8161.

 [Outlook Express Duplicate Remover demo](#)

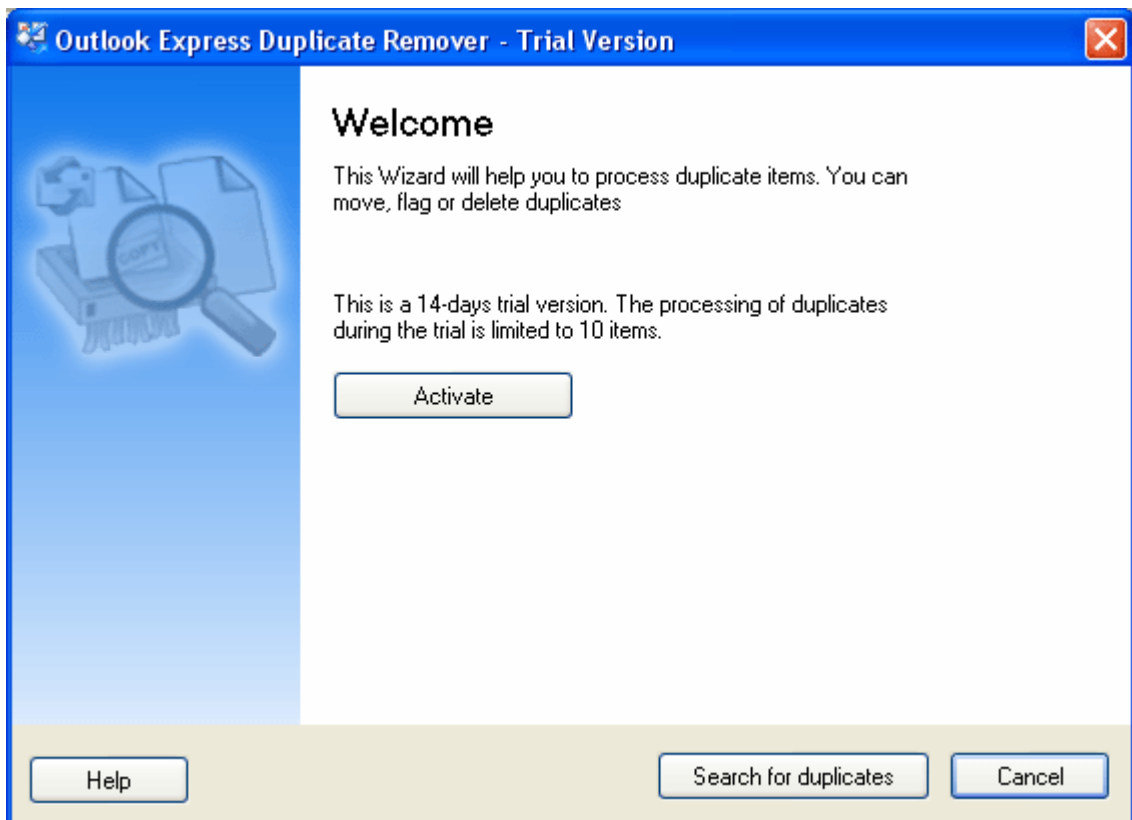
 [Outlook Express Duplicate Remover website](#)

QUICK GUIDE

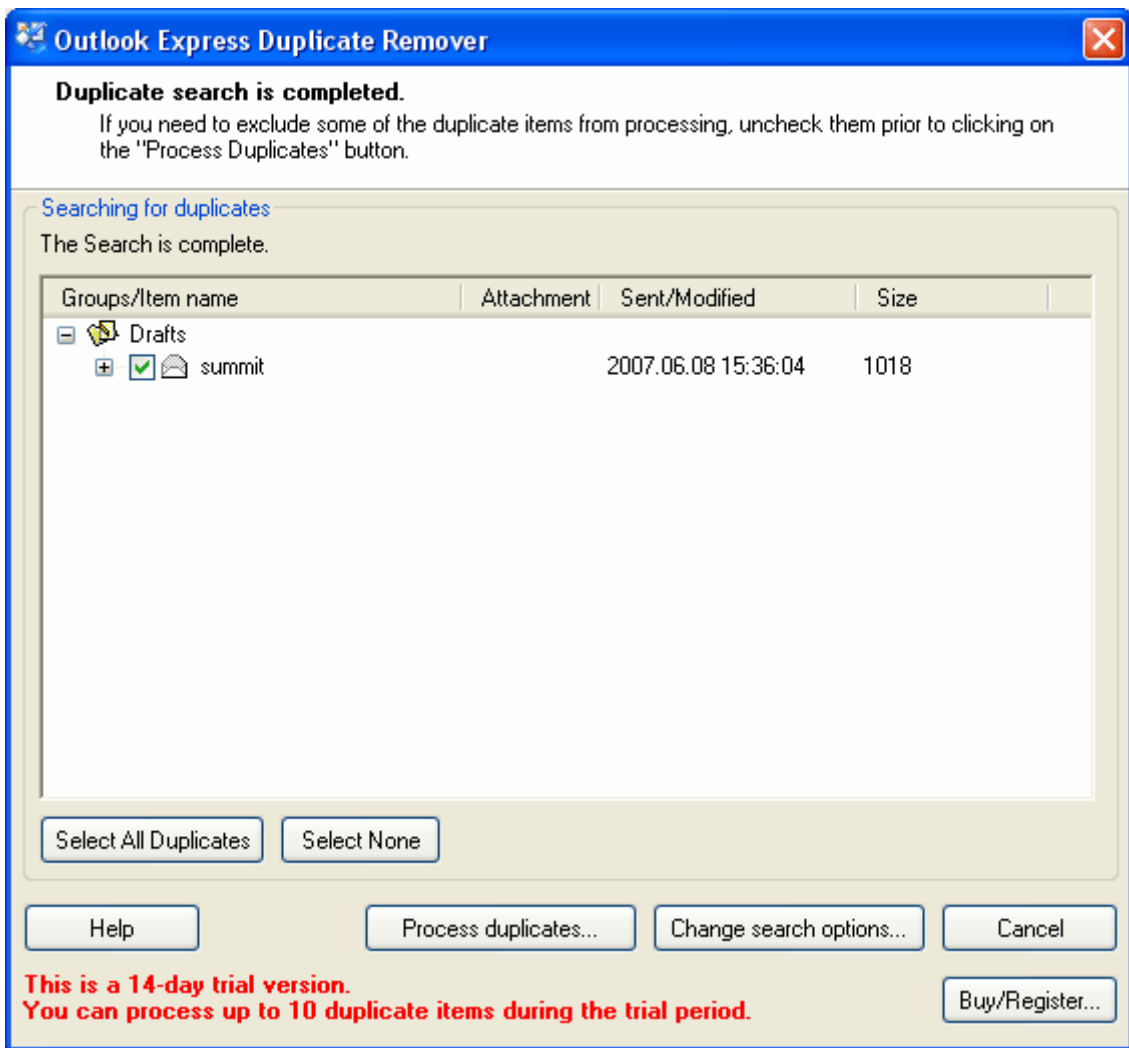
1. Check the **system requirements**.
2. Download the latest version at: <http://www.4team.biz/download.asp> and save the downloaded file to an easy-to-find location.
3. Install the product by clicking the downloaded setup file.
4. Follow the **installation** instructions.
5. Select a folder for the search of duplicates on Outlook Navigation Pane and click the **Outlook Express Duplicate Remover** button on the **Duplicate Remover toolbar**.



6. Click **Search for duplicates** in the **Welcome form** to start the search for duplicates in your selected folder.



6. Then, you will be able to start duplicate processing in **Duplicate Remover form**.



In addition, **Duplicate Remover** allows you to **change settings** for duplicate search.

 [Outlook Express Duplicate Remover demo](#)

 [Outlook Express Duplicate Remover website](#)

INTRODUCING OUTLOOK EXPRESS DUPLICATE REMOVER

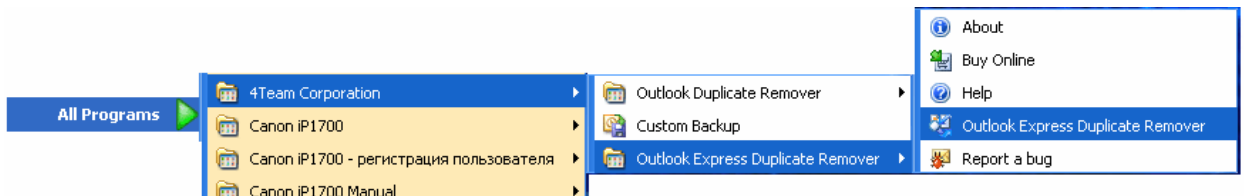
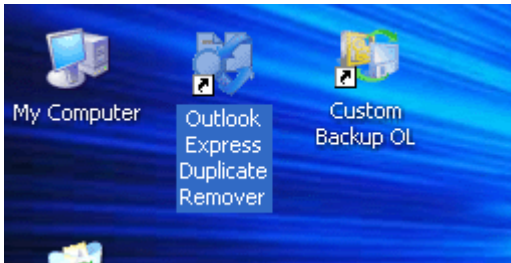
After **Outlook Express Duplicate Remover** is installed, a new Duplicate Remover **toolbar** is added to the Outlook Express toolbar.



To search for and process duplicate Outlook Express items, you only have to select the folder for duplicate search on the Navigation Pane and click the **Duplicate Remover button**.



Duplicate Remover can easily be accessed by clicking the **Desktop icon**, from **Quicklaunch** or **All Programs** menu.



Note: **Outlook Express Duplicate Remover** is a limited version. For more detailed comparison properties, advanced actions, and duplicate merging options, install **Outlook Express Duplicate Killer**. For more information please check out the [Outlook Express Duplicate Killer website](#).

 [Outlook Express Duplicate Remover demo](#)

 [Outlook Express Duplicate Remover website](#)

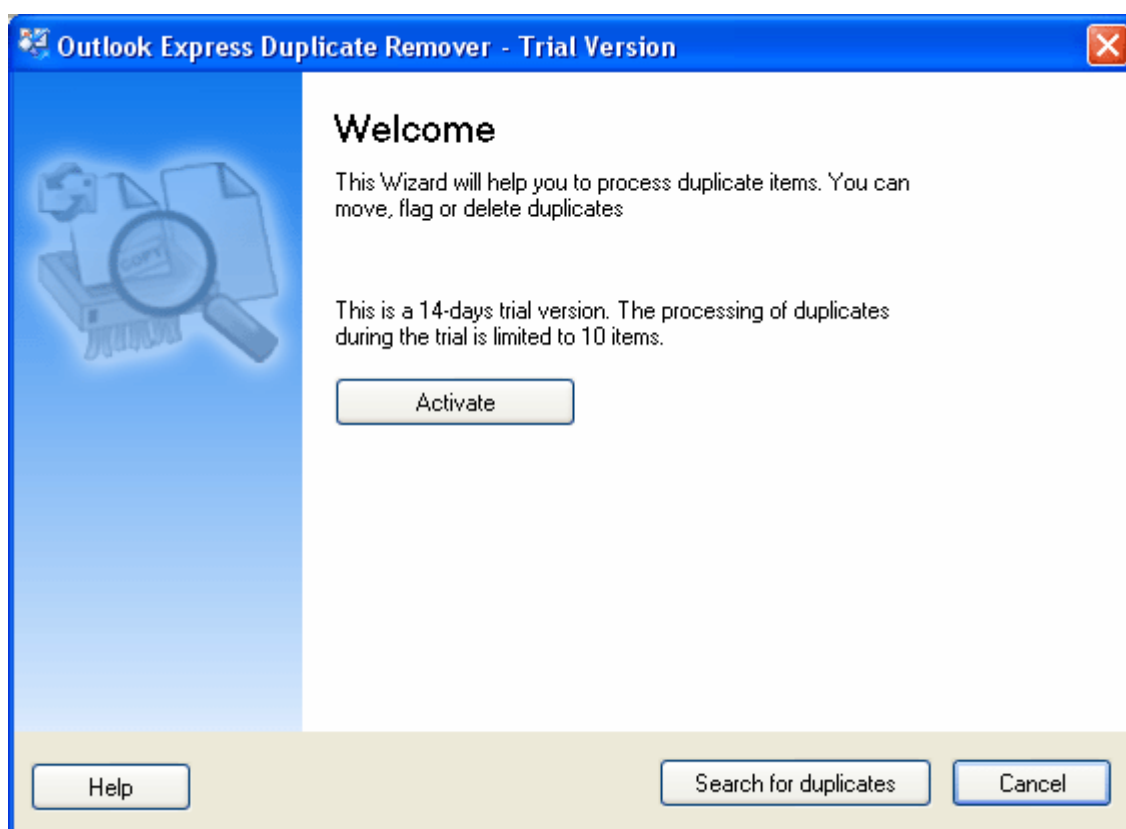
REMOVE DUPLICATES WITH OUTLOOK EXPRESS DUPLICATE REMOVER

To start the duplicate item processing with **Outlook Express Duplicate Remover**, you have to:

1. Select a folder for the search of duplicates on Outlook Express Navigation Pane;
2. Run **Duplicate Remover** by clicking the Duplicate Remover button on the **Duplicate Remover toolbar**.

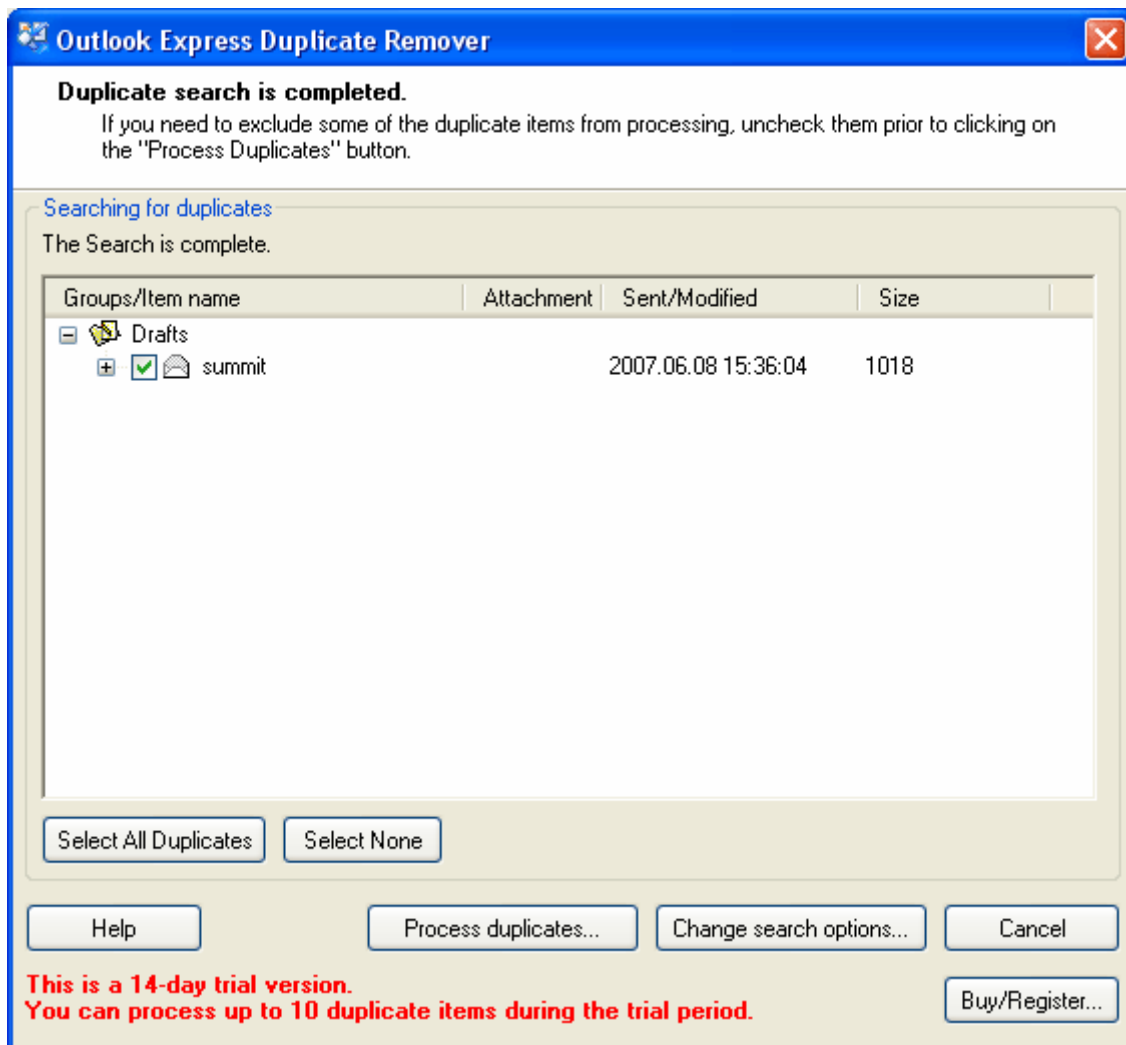


The **Welcome** form of the Outlook Express Duplicate Remover will appear.



3. Click **Search for duplicates** to start the search for duplicates in your selected folder.


The **Outlook Express Duplicate Remover** form showing search results will appear.




In the **Duplicate Remover** form you can:

- ▶ select all found duplicates for processing by clicking the **“Select All Duplicates”**

 button;

- ▶ unselect all duplicates by clicking the **“Select None”**  button, or select/unselect each duplicate separately by clicking/unclicking a checkbox across a duplicate.

- ▶ Start the duplicate processing by clicking **“Process duplicates...”**  button. **“Delete permanently”** action is selected by default.

Outlook Express Duplicate Remover allows you to **change settings** for duplicate search.

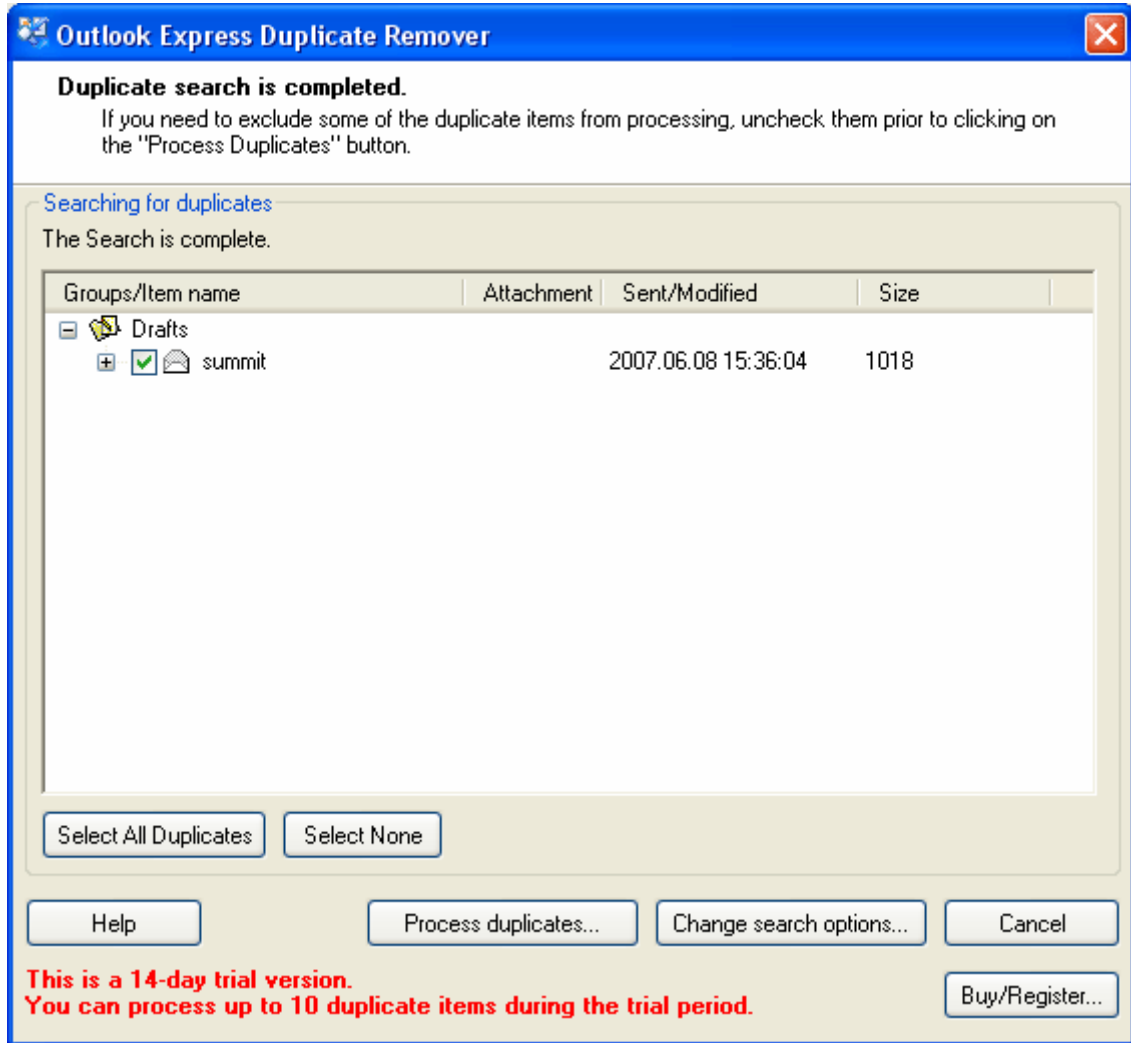
Note: **Outlook Express Duplicate Remover** is a limited version. For more detailed comparison properties, advanced actions, and duplicate merging options, install **Outlook Express Duplicate Killer**. For more information please check out the [Outlook Express Duplicate Killer website](#).

 [Outlook Express Duplicate Remover demo](#)

 [Outlook Express Duplicate Remover website](#)

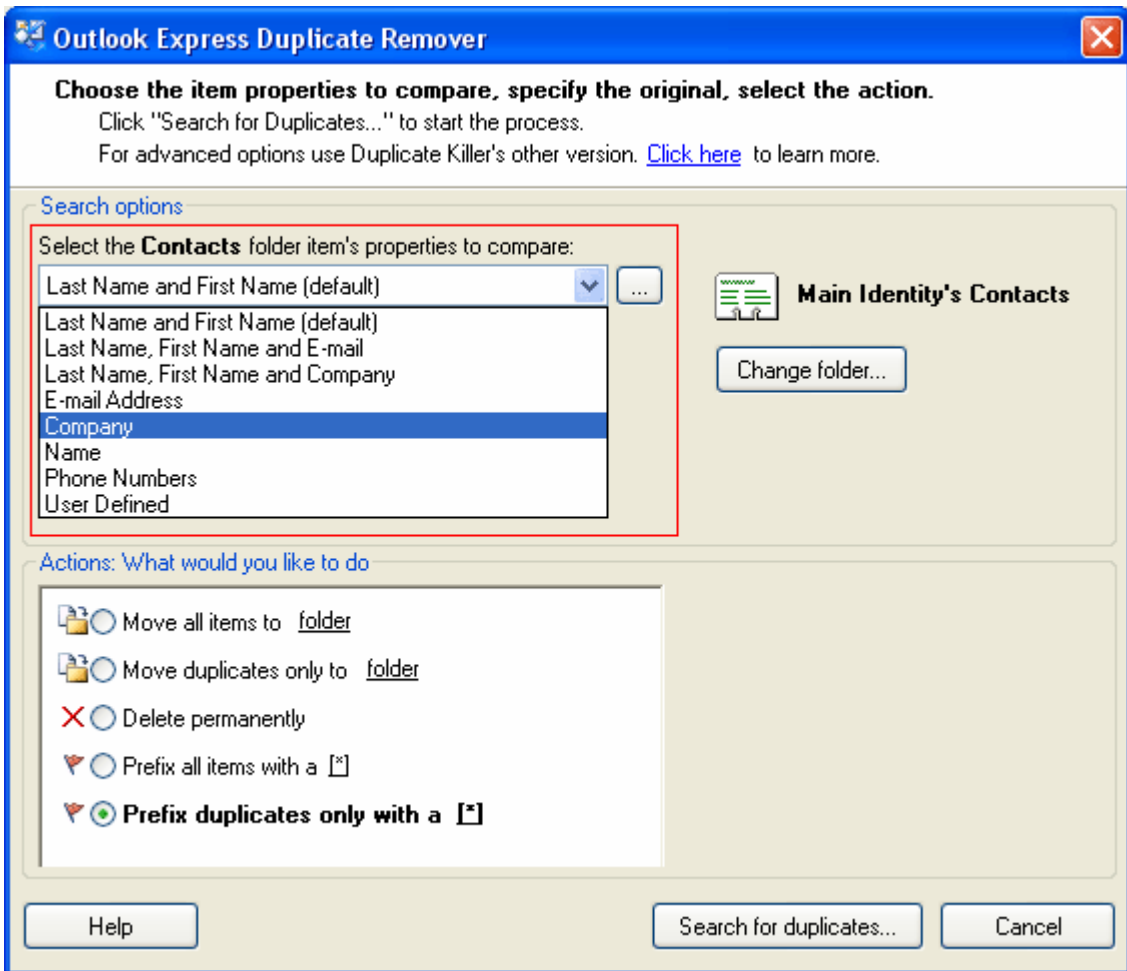
CHANGE SEARCH OPTIONS


Click the Duplicate Remover button and click the **“Change search options...”** button in the **Duplicate Remover** form.

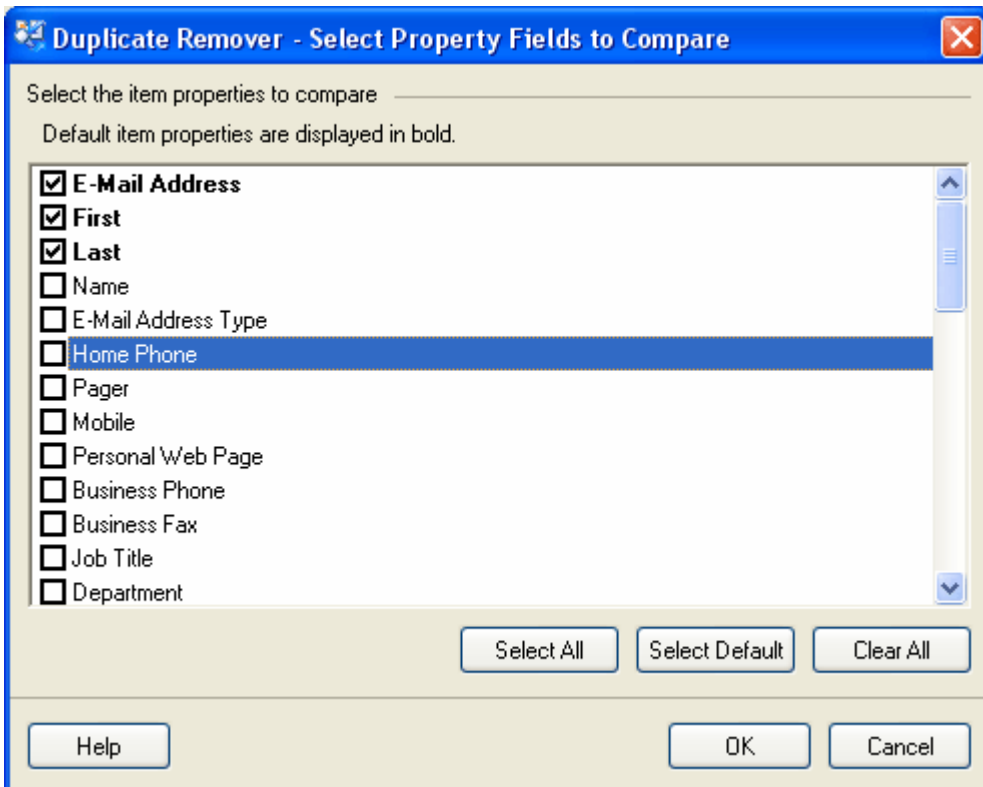


You will be able to:

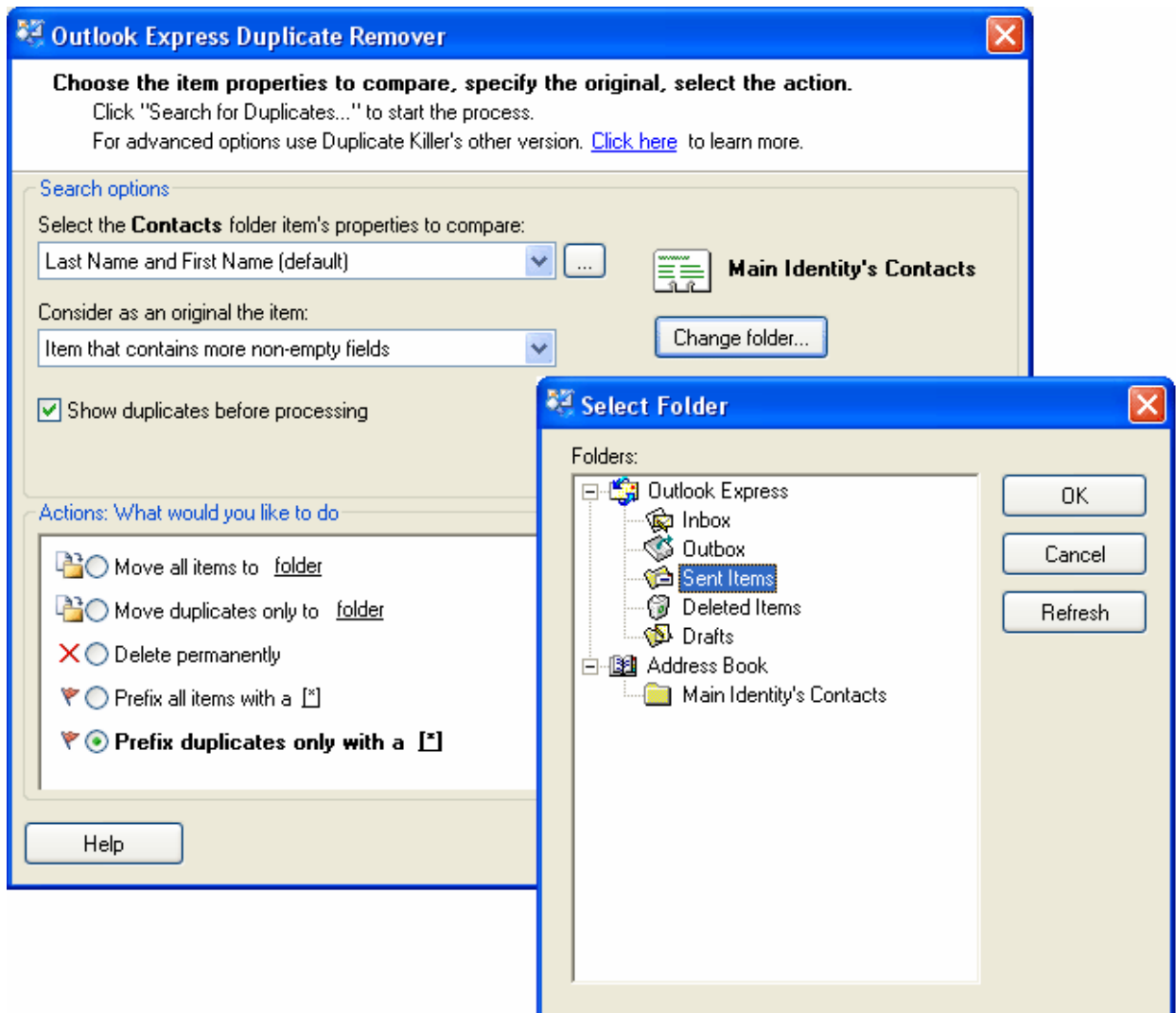
- ▶ **choose properties** according to which items will be compared;



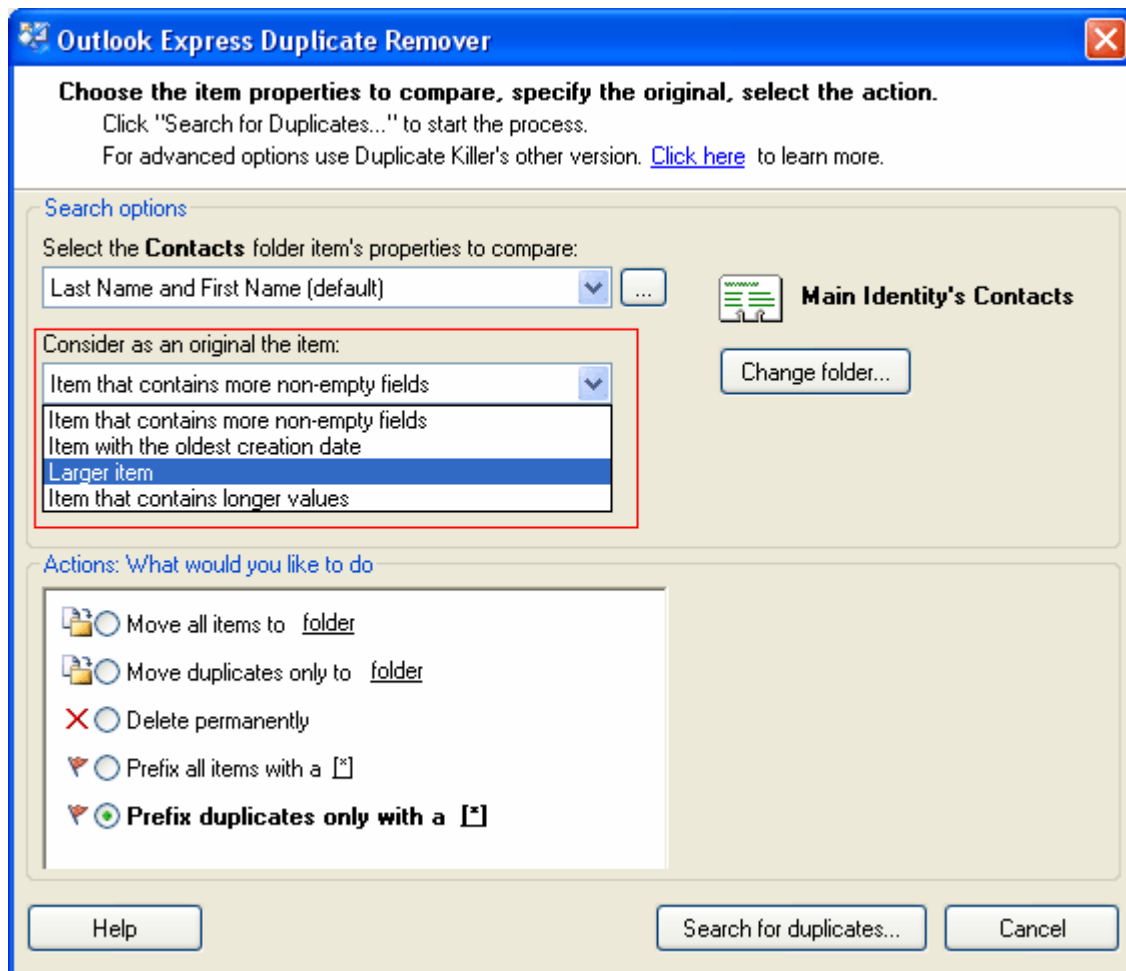
► choose your own properties by clicking the  button and selecting them from the “Duplicate Remover – Select Property Fields to Compare” form;



- ▶ change a folder in which duplicate processing will be initiated by clicking the “**Change folder...**” button and selecting another folder in the “**Select Folder**” form;

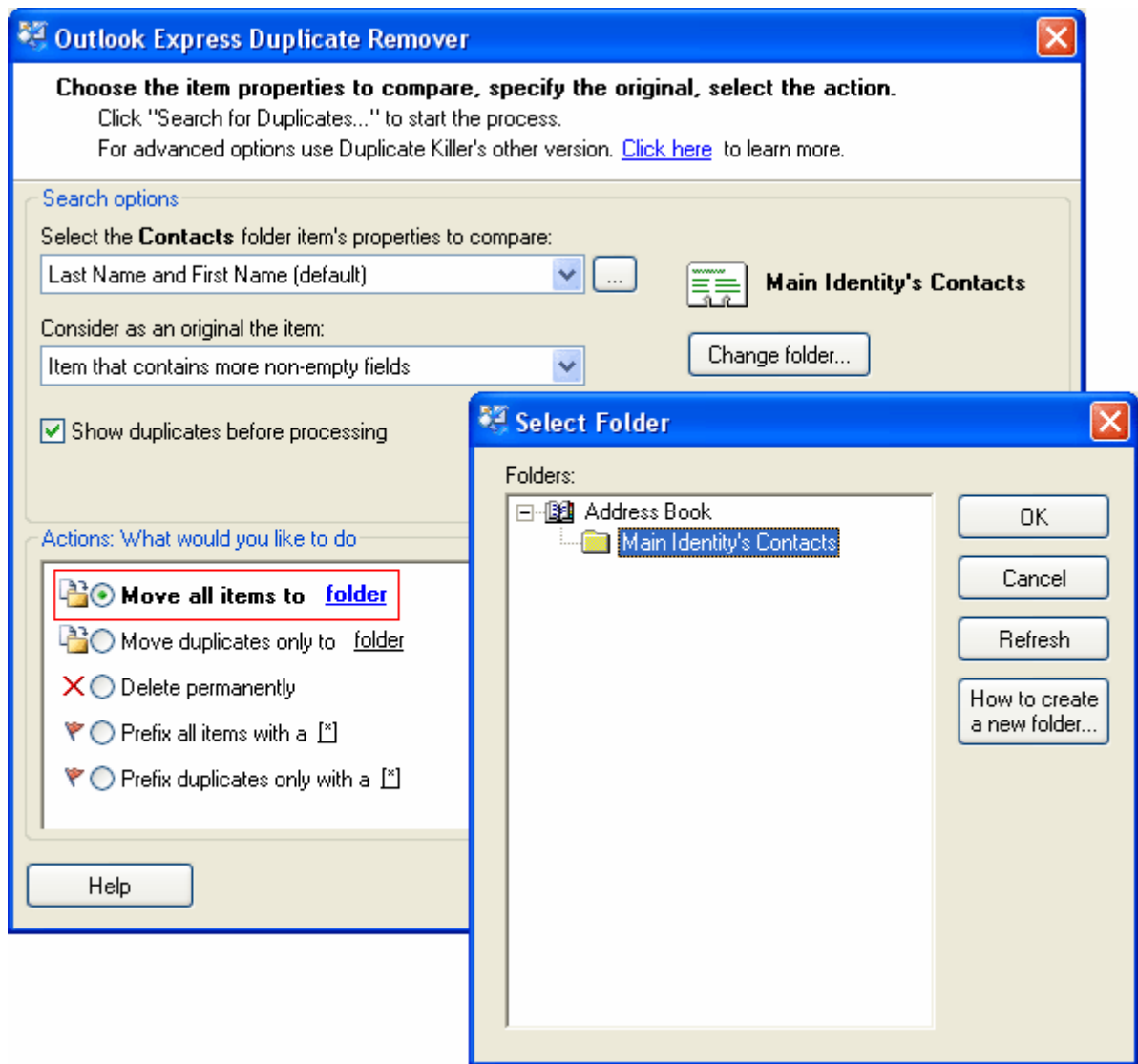


- ▶ choose which item will be considered **the original one** in the duplicate processing;

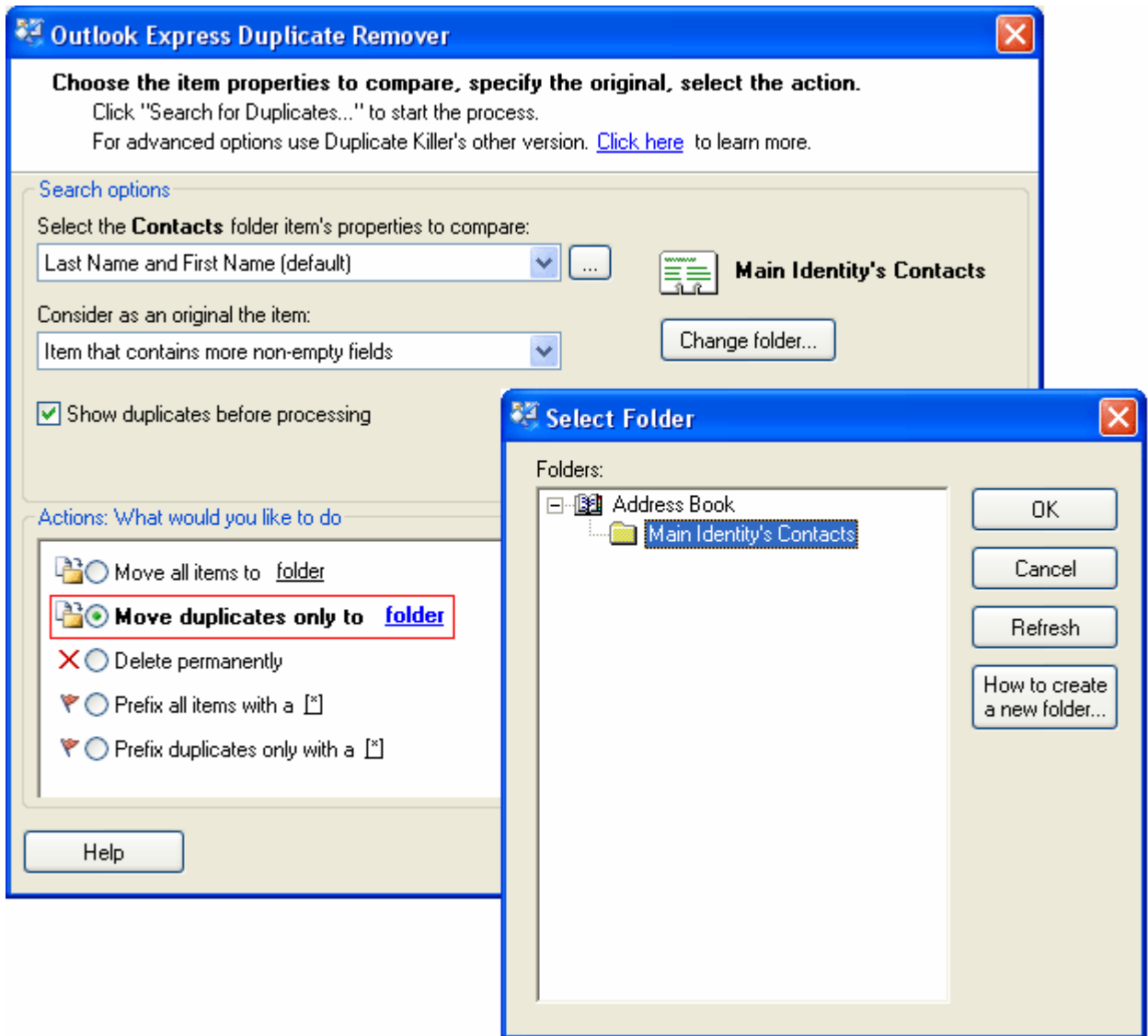


► Choose from the following **actions** that will be applied to duplicates:

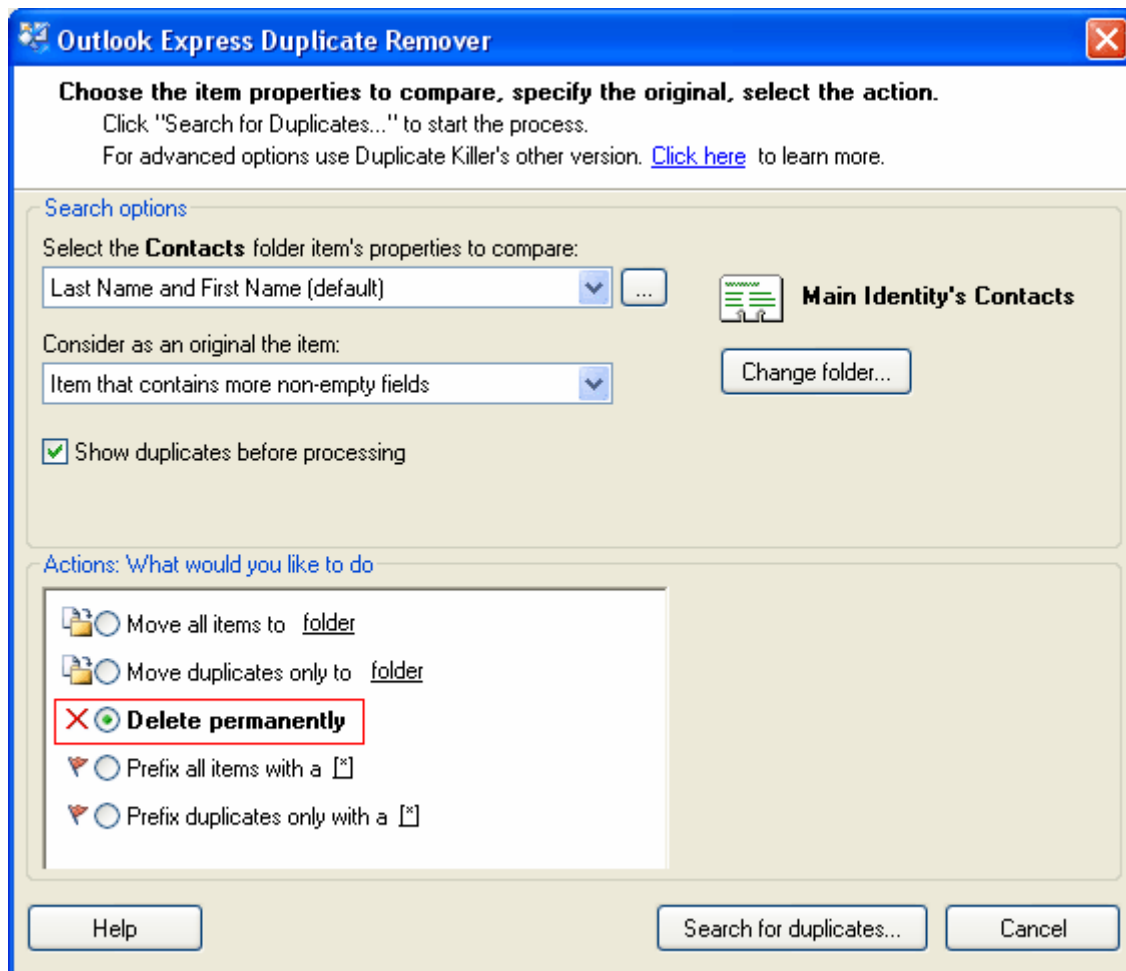
- ✓ To move all items to a folder, select **“Move all items to folder”** click on the underlined word **“folder”**, and choose a folder in the **“Select Folder”** form to which all items (duplicates and the original item) will be moved.



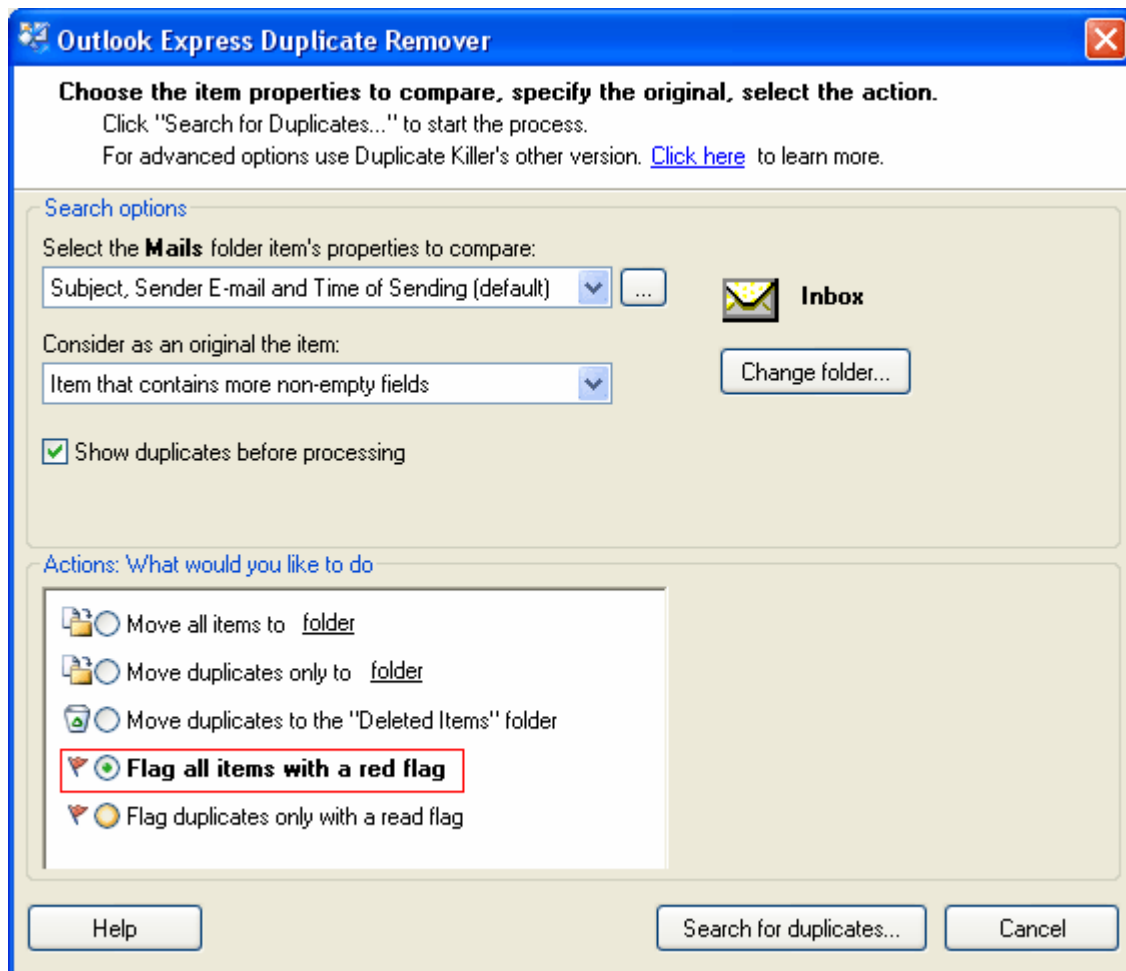
- ✓ To move only duplicates to a folder, select **"Move duplicates only to folder"**, click on the underlined word **"folder"**, and choose a folder in the **"Select Folder"** form to which duplicates (without the original item) will be moved.



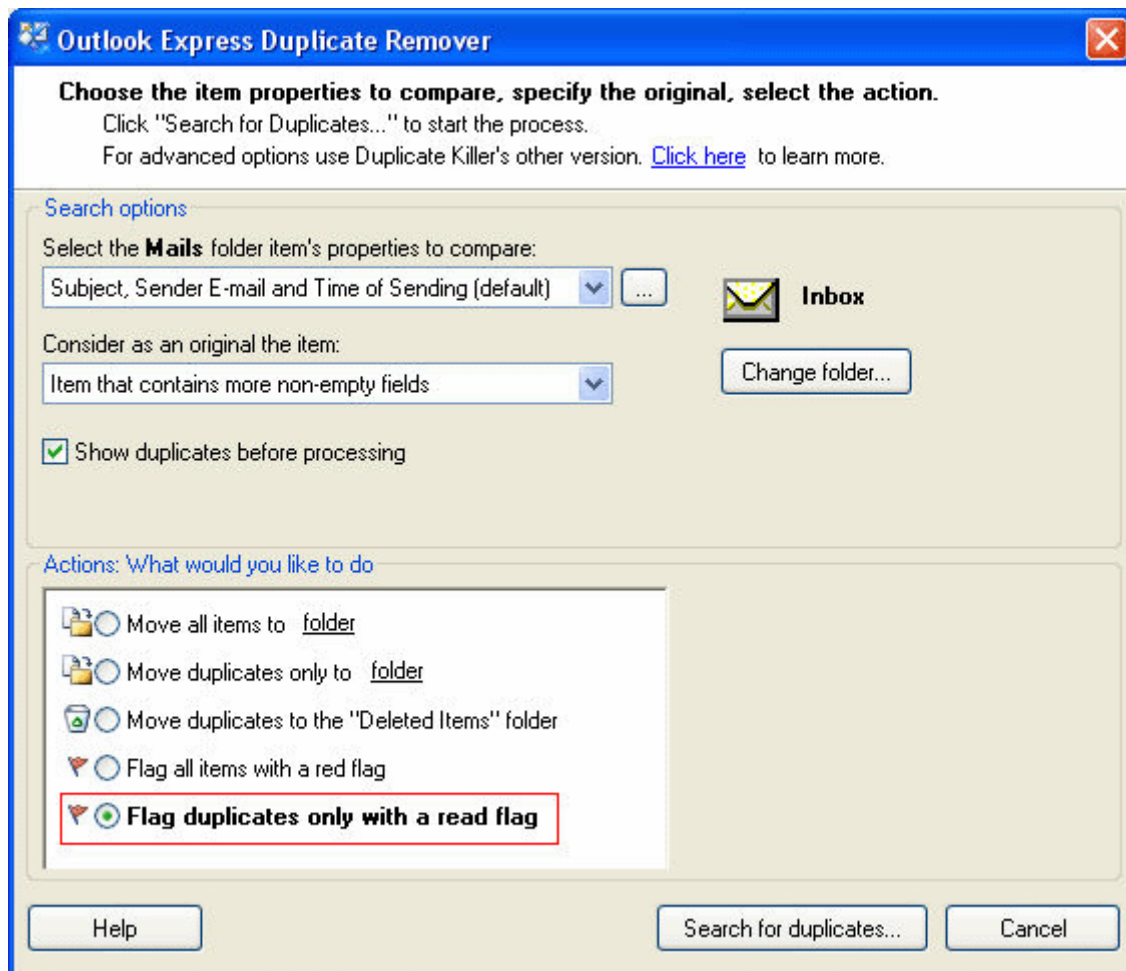
- ✓ To delete duplicates, select **"Delete permanently"**.



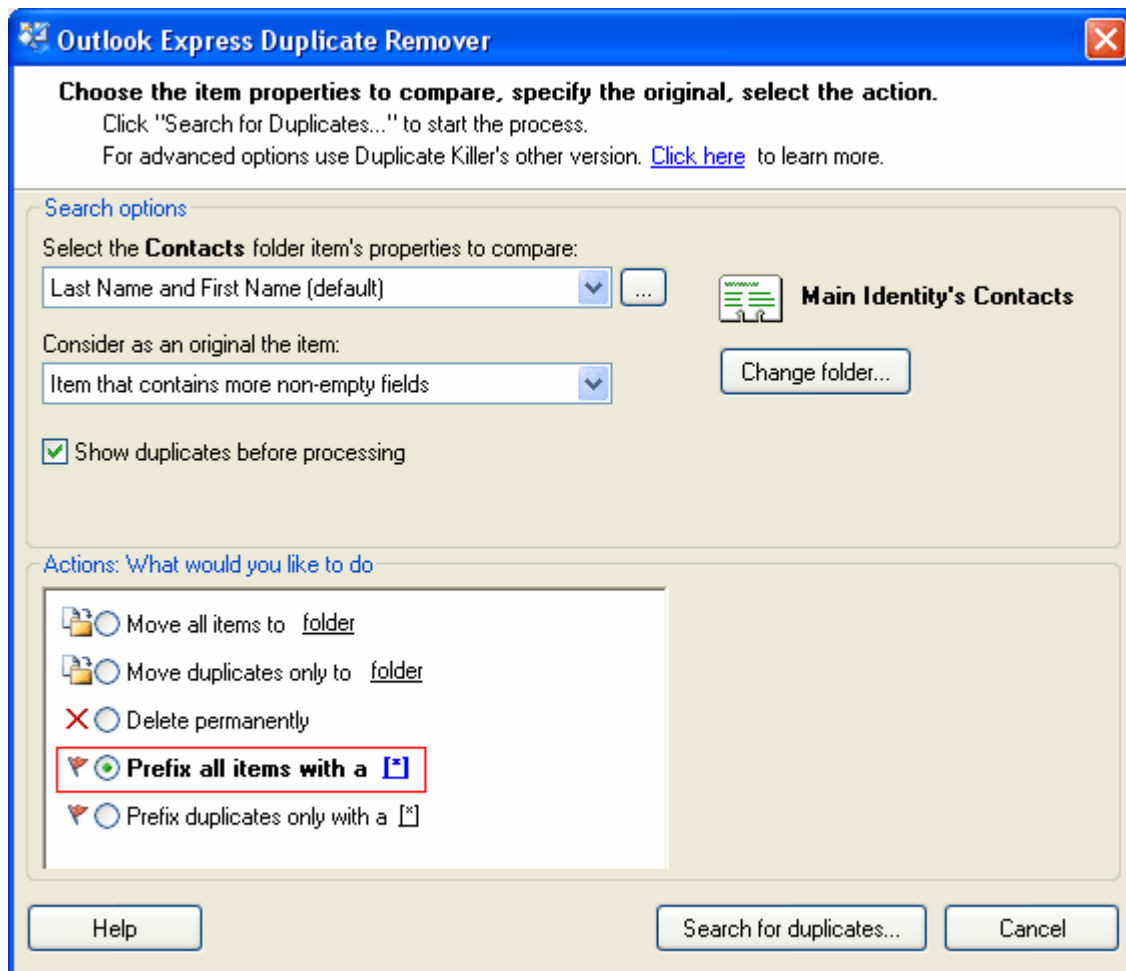
- ✓ To mark mails (duplicates and the original item) with a red flag, select **"Flag all items with a red flag"**.



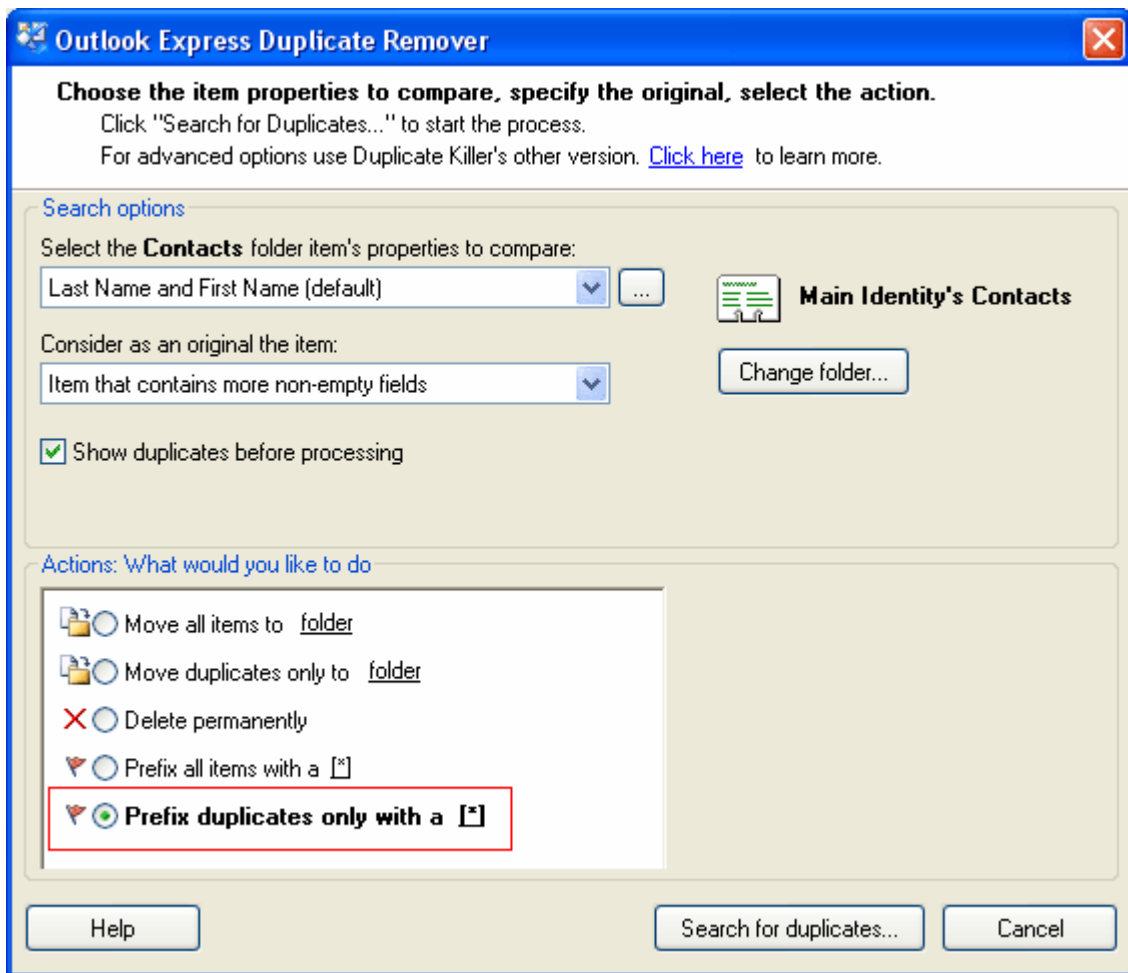
- ✓ To mark only duplicates (without the original item) with a red flag, select **"Flag duplicates only with a red flag"**.



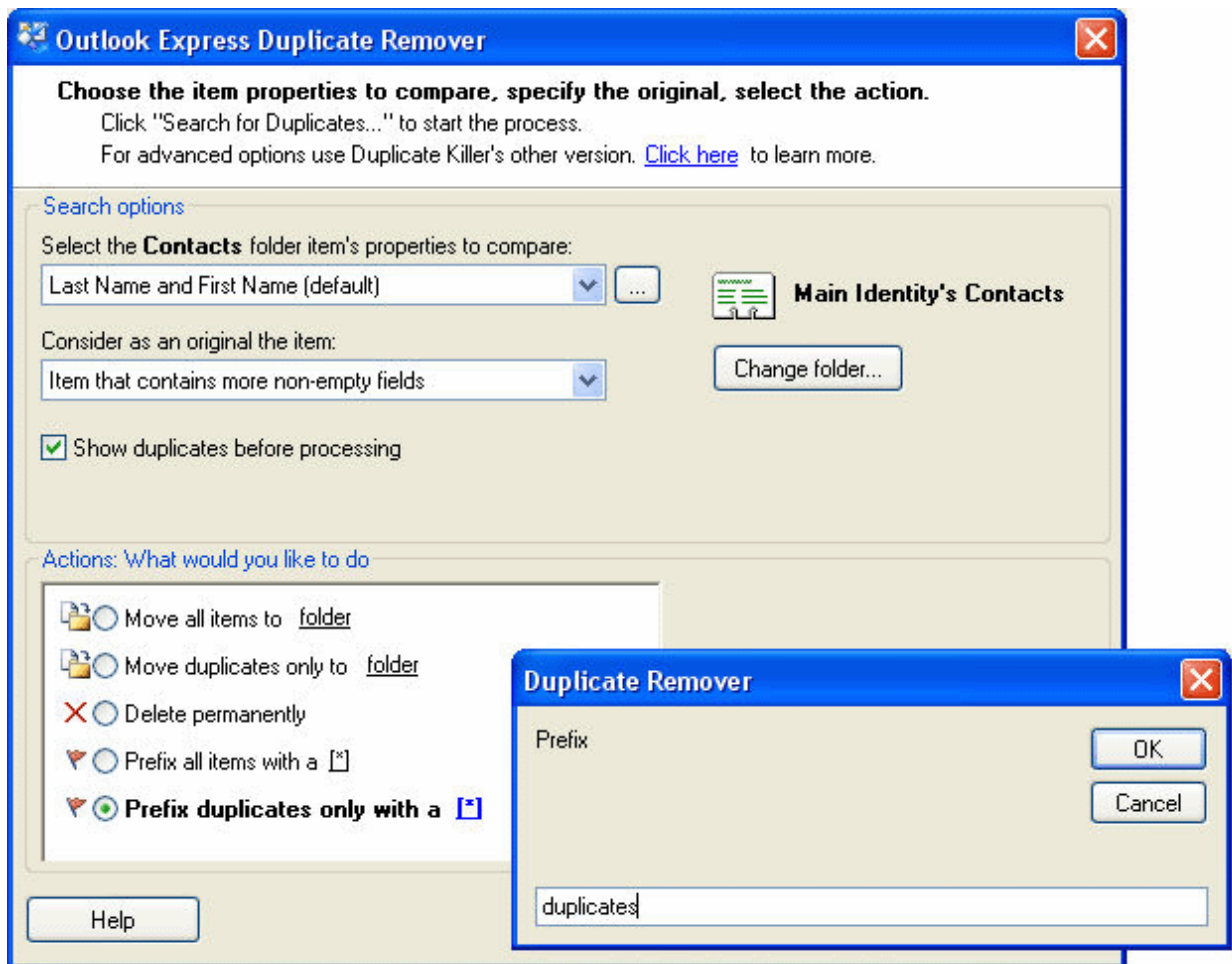
✓ To add a prefix to contacts (duplicates and the original item), select "**Prefix all items with a [*]**".



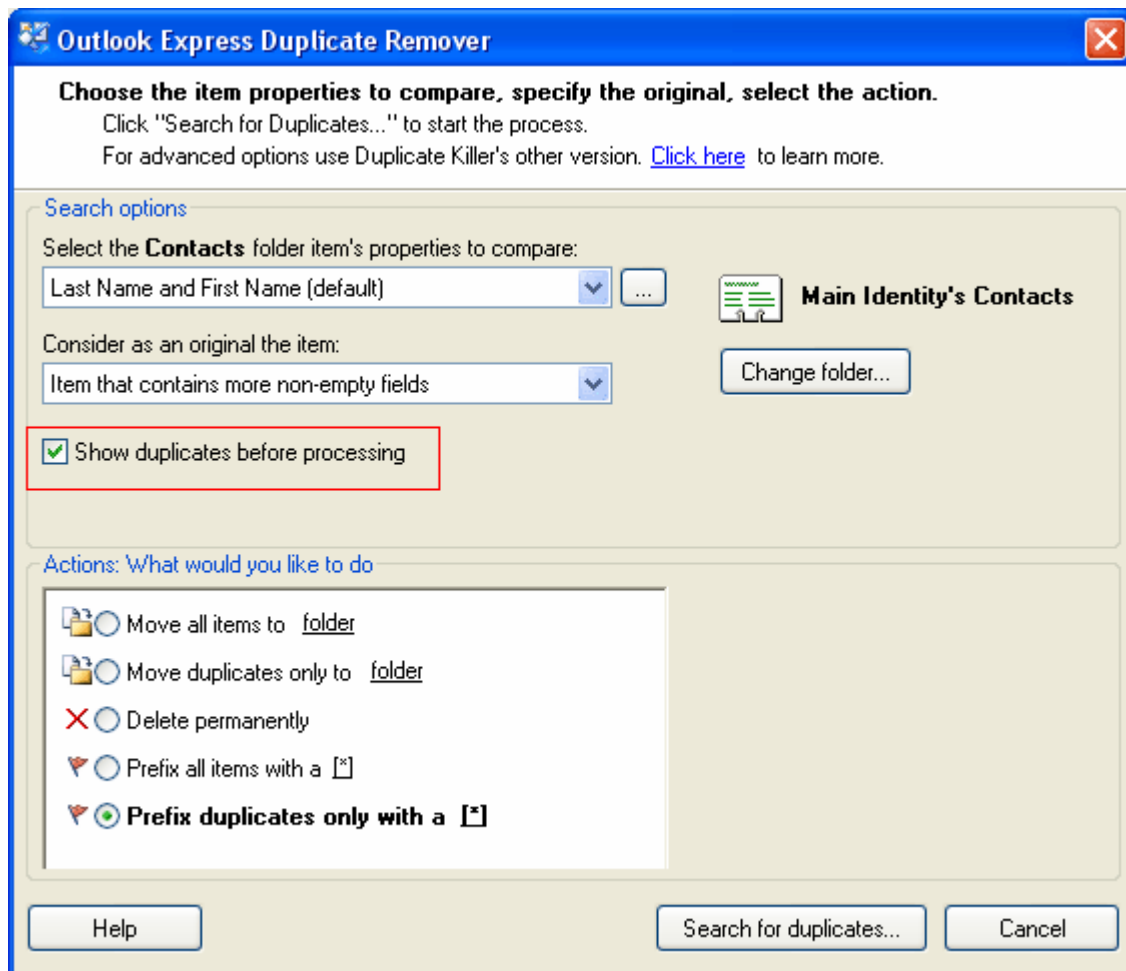
- ✓ To add a prefix to duplicate contacts only (without the original item), select **“Prefix duplicates only with a [*]”**.



Note: You can change the prefix by clicking on the underlined [*] and inserting a prefix that will be added to duplicate contacts.

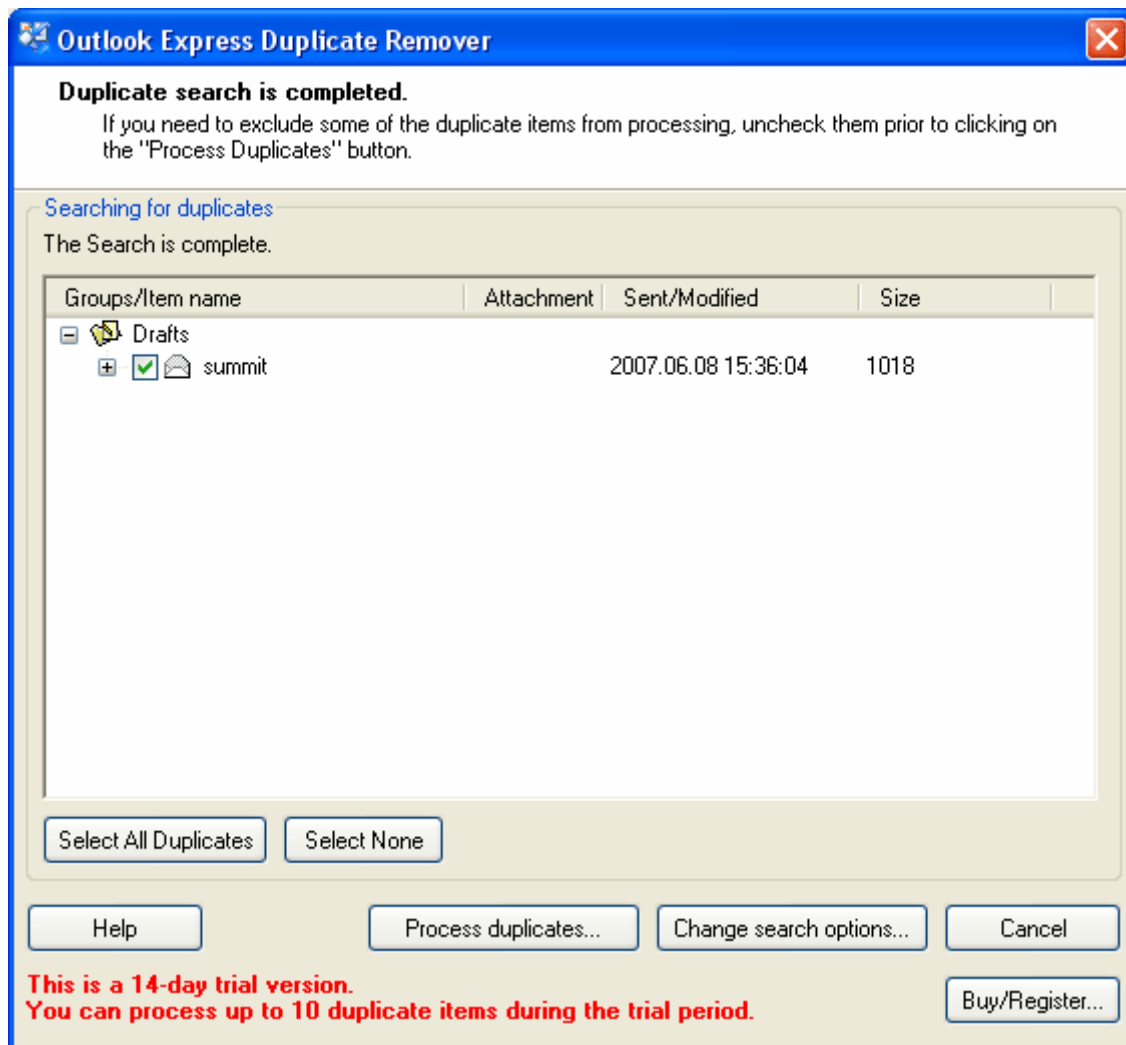


- ✓ To view duplicates before processing, select “**Show duplicates before processing**”.



To start the search for duplicates applying all your selections, click the **“Search for duplicates...”** button.

To start the duplicate processing applying your chosen action to duplicates, click **“Process duplicates...”** button in the **Outlook Express Duplicate Remover** form.



Note: **Outlook Express Duplicate Remover** is a limited version. For more detailed comparison properties, advanced actions, and duplicate merging options, install **Outlook Express Duplicate Killer**. For more information please check out the [Outlook Express Duplicate Killer website](#).

 [Outlook Express Duplicate Remover demo](#)

 [Outlook Express Duplicate Remover website](#)

FREQUENTLY ASKED QUESTIONS (FAQ)

▶ Purchase

1. How do I purchase your software? What delivery options do I have?

You can use your a credit card, PayPal, wire transfer, or check (for US only). All these options are available when you order a product from our website. All software from our website is downloadable, but you can also order the 4Team BCD, which contains installation files and documentation and is sent by regular mail.

2. Do you provide a discount for non-profit organizations?

Yes, we do. Send us your NPO statement of exemption by fax and indicate the name of the actual purchaser and his/her email address where we can send the Promo Code that will generate a 15% discount.

3. I've just purchased the program but still don't have the Activation Code.

We email Activation Codes within 24 hours after the purchase. But on workdays we usually send Activation Codes within 1 hour. Please send us an email or call us if you don't receive it within this period.

4. I have purchased additional licenses, but my new activation code activates the wrong number of licenses now. What should I do?

Please send us an email or call us after the purchase, and we will send you a new Activation Code.

▶ Installation

1. I'm not a PC professional. Can I get help to install and tune-up the trial?

Yes, you can get a free email and LiveChat Help support in order to install and tune-up the program properly. Please check the Support part of our Online Help.

2. Must I have administrator's privileges in my computer's Windows user account if I want to install Product?

Yes, you need to have Administrator rights to install **Outlook Express Duplicate Remover**.

3. Will I loose all Product data if I reinstall it?

No.

▶ Trying out Outlook Express Duplicate Remover

1. The Demo that we have downloaded has now expired and we didn't get the chance to test it properly. Is there any way that we can download and try it again for another 14 days?

Please send an extension request to support@4team.biz. Please provide your name, phone number, and your team size and describe the purpose of the extension.

2. I have downloaded the product trial a month ago and now I am trying to install it. But I get message that "Your trial is over". What should I do?

Please refer to 4Team support by e-mail or via live chat.

3. How do I update from the previous product version to a new one?

You must uninstall the previous version (go to Control Panel → Add or Remove Programs) and download and install the new one.

 [Outlook Express Duplicate Remover demo](#)

 [Outlook Express Duplicate Remover website](#)

TRIAL VERSION EXPIRED

Your trial version will expire in 14 days.

If you do not renew (activate) the trial version that is about to expire, you will not be able to use **Outlook Express Duplicate Remover**. It is necessary to purchase the license to make the program work.

[Click here](#) to buy.



[Outlook Express Duplicate Remover demo](#)



[Outlook Express Duplicate Remover website](#)

PRODUCT UPDATE

To update **Outlook Express Duplicate Remover** to a newer version, please do as follows:

1. **Check** your current version (Outlook Help menu→ 4Team About→ About Outlook Express Duplicate Remover...).
2. **Connect** to the Internet.
3. **Refer** to the following link
http://www.4team.biz/purchase_outlookexpress_duplicateremover.asp and check for available version.
4. **Click Try Now** and **download** the latest version of software.
5. **Remove the old version** (Control Panel→ Add or Remove Programs).
6. **Install** the new one. All your product data will be saved and securely translated into a new version. Your Activation Code (your order number) is not required.

 [Outlook Express Duplicate Remover demo](#)

 [Outlook Express Duplicate Remover website](#)

UNINSTALL

1. Close Microsoft Outlook Express.
2. Go to Start → Control Panel → Add or Remove Programs.
3. Find **Outlook Express Duplicate Remover** and click **Remove**.

 [Outlook Express Duplicate Remover demo](#)

 [Outlook Express Duplicate Remover website](#)

OTHER 4TEAM SOFTWARE

You can get acquainted with the entire 4Team Product line at www.4team.biz.

✔ **Groupware and Sharing tools** for Microsoft® Outlook®:

[ShareO](#) Groupware, sharing any Microsoft Outlook Personal folders without server.

[ShareCalendar](#) Share and synchronize Calendar folders in Microsoft Outlook without a server.

[ShareContacts](#) Share and synchronize Contacts folders in Microsoft Outlook without a server.

[4Team for Microsoft Outlook](#) Manage your teams, create and share projects workspaces in MS Outlook with this powerful groupware without a server.

[Schedules4Team](#) Utilize a Microsoft Outlook workgroup calendar and Free/Busy time without a server.

[Sync2](#) Synchronize Microsoft Outlook on multiple PCs without a server.

✔ **Internet/Intranet Groupware & Services:**

[4Team Online Service](#) Web-based project management, group calendaring & collaborative solutions.

[4Team Online Server](#) Your "in-house" server based on 4Team Online Service.

[4Team Server](#) Server-based collaboration among the users of 4Team for Microsoft Outlook.

✔ **Fax Tools:**

[Fax4Outlook](#) Send and receive fax messages like regular Outlook letters.

✔ **Mail tools for Microsoft Outlook:**

[TabView Organizer](#) Search, filter and sort out e-mails, contacts, tasks, appointments in Microsoft Outlook.

[Send2](#) Send bulk e-mail to recipients from selected folders, e-mails, contacts, meetings, or tasks in one click.

[SendLater](#) Set a schedule for sending your e-mail messages.

[FreeBusy](#) Autoresponse to incoming e-mails, based on your Free/Busy (Out of Office) Status.

[CannedResponses](#) Canned text, templates, emoticons, documents integrated in the Outlook e-mail toolbar.

[ReplyWith](#) Simplify the process of replying repetitive email messages with predefined email templates.

[Duplicate Killer](#) Management of duplicate items in the Contacts, E-mails, Notes, Tasks, Calendar Folders of Microsoft Outlook.

[Notes2](#) Create and stick notes to Outlook e-mails, tasks, contacts, and appointments.

[Voice2Mail](#) Make voice memos and send voice messages with your Microsoft Outlook.

✓ **Contacts tools for Microsoft Outlook:**

[Alphabet4Contacts](#) Alphabet Tabs with Smart filters for your Microsoft Outlook Contacts folder.

[TabView](#) Organizer Search, filter and sort out e-mails, contacts, tasks, appointments in Microsoft Outlook.

[vCard4Outlook](#) Import vCard format files to the chosen Outlook Contact Folder. Export any Outlook Contacts Folder to the vCard format.

[Send2](#) Send bulk e-mail to recipients from selected folders, e-mails, contacts, meetings, or tasks in one click.

[Actual Contacts](#) Keep your Microsoft Outlook address book up-to-date easy and secure.

[ShareContacts](#) Share and synchronize Contacts folders in Microsoft Outlook without a server.

[Signature2Contacts](#) Capture name and address into Microsoft Outlook address book automatically.

[Duplicate Killer](#) Management of duplicate items in the Contacts, E-mails, Notes, Tasks, Calendar Folders of Microsoft Outlook.

[vSync](#) Outlook to vCard, vCalendar, or iCal converter.

✓ **Time saving tools:**

[TabView](#) Organizer Search, filter and sort out e-mails, contacts, tasks, appointments in Microsoft Outlook.

[Alphabet4Contacts](#) Alphabet Tabs with Smart filters for your Microsoft Outlook Contacts folder.

[ActualContacts](#) Keep your Microsoft Outlook address book up-to-date, easy and secure.

[Signature2Contacts](#) Capture name and address into Microsoft Outlook address book automatically.

[Memory Dialer](#) Communicate with your Contacts via MSN Messenger™, Skype™, and regular phone line in one click from one dialer interface.

[Notes2](#) Create and stick notes to Outlook e-mails, tasks, contacts, and appointments.

✓ **Import-Export Utilities for Microsoft Outlook:**

[vCard4Outlook](#) Import vCard format files to the chosen Outlook Contact Folder. Export any Outlook Contacts Folder to the vCard format.

[vSync](#) Outlook to vCard, vCalendar, or iCal converter.

✓ **Dashboards for Microsoft Outlook and 4Team:**

[Dashboard4Team](#) All Outlook and Project information in one place.

[Personal Folders Dashboard](#) All your Outlook Personal Folders information in one easy-to-navigate window.

✓ **Other tools:**

[DVD Labeler](#) DVD Labeler automatically captures the first frame image out of each DVD chapter and creates scene-indexing labels for your DVD movie.

[ActualContacts](#) Keep your Microsoft Outlook address book up-to-date, easy and secure.

[Duplicate Killer](#) Management of duplicate items in the Contacts, E-mails, Notes, Tasks, Calendar Folders of Microsoft Outlook.



[Outlook Express Duplicate Remover demo](#)



[Outlook Express Duplicate Remover website](#)

REPORT PROBLEM, SUGGESTIONS

- By Online Support Form: http://www.4team.biz/support_form.asp
- By "Live Help" at <http://outlookexpress.duplicate-remover.com/> or www.4team.biz.
- By e-mail at: support@4team.biz.
- By telephone at: +1 (954) 796-8161.

 [Outlook Express Duplicate Remover demo](#)

 [Outlook Express Duplicate Remover website](#)

SUPPORT, CONTACT US

➔ Troubleshooting and Support procedure (Get Support):

1. Make sure you are running the **latest version** of Outlook Express Duplicate Remover on your workstation(s). You can download the latest product release from the 4Team Corporation [Outlook Express Duplicate Remover website](#) using **Try Now** link.
2. **Update your Office/Outlook** with the latest updates that improve the stability and security of Microsoft Express. [Click here](#) to go to Microsoft Office website. To check for updates in Windows Vista, go to Control Panel→ Security→ Check for Updates.
3. Check System Requirements.
4. Refer to Installation procedure.
5. Search the product FAQ.
6. **Contacting Support:** If you cannot solve your problem by any of the previous steps, please send a Bug Report email (Outlook Express Help→ 4Team About→ Outlook Express Duplicate Remover→ Report a Problem...) to support@4team.biz, submit the [Online Support Form](#), or use [Live Help](#) with the following information:
 - A **detailed description** of the problem. Include the steps you have already taken to fix the problem, and, where appropriate, the steps to take in order to repeat the problem.
 - The **Product version** that you are running (Outlook Help→ 4Team About→ Outlook Express Duplicate Remover).
 - The **operating system and Office/Outlook** version of the computer running the product.
 - **Screenshots** if available (press PrintScr on the keyboard and paste (Ctrl + V) to Word® or any available picture editor).

Note: Please remember to keep all of conversation history when you reply to our e-mails. [Click here](#) to submit the **Online Support Form**.

➔ We provide full support for product trial and full version:

- By email at: support@4team.biz and [Online Support Form](#).
- By telephone at: **+1 (954) 796-8161 (pre-sale questions, activations, billing)**.
- By **Live Help** at <http://outlookexpress.duplicate-remover.com/> or www.4team.biz.

➔ To **buy the license** please [click here](#).*

- All our customers who purchased the program or added a new license are eligible to get free updates for one year from the last purchase date.
- If you are looking for other 4Team products for Microsoft Outlook, you can get them at significantly discounted prices; just send us an email with your order number, product name, and number of licenses that you wish to purchase.

!!! Note: We do not provide support for Microsoft Outlook Express and Windows Mail; please refer to the resources at [Microsoft web site](#).

* Make sure that your computer is connected to the Internet if you want to use this page for orders and support.



[Outlook Express Duplicate Remover demo](#)



[Outlook Express Duplicate Remover website](#)